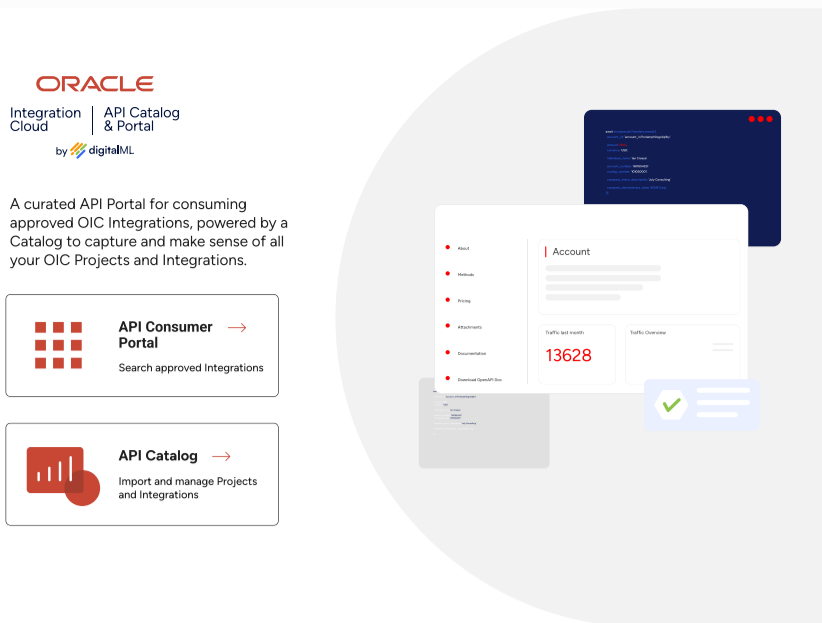


# OIC API Catalog & Portal

Introducing a way to bring to life a centralized digital experience to:


- Bring your OIC Integrations and Projects into one central and organized location
- Search through your entire inventory
- Identify opportunities for reuse and investments, manage versions, and track integration states
- Curate a portal with your best Integrations for increased consumption

**1 Step 1 - Visit the OIC API Catalog and Portal Landing Page and select which experience you'd like to access (Consumer Portal or API Catalog)**



## Section 1

### API Consumer Portal



The API Consumer Portal provides you with:

- Reliable way to find what you're looking for as a consumer of OIC Integrations
- Give you a way to quickly decide if that meets your use case
- Give you way to decide if you want to take on the dependency so you're able to reliably consume these APIs
- Created a lifecycle/connection between you and the provider so that you can interact on roadmap, requests, help make decision on what comes next, what's missing in a way that isn't manual

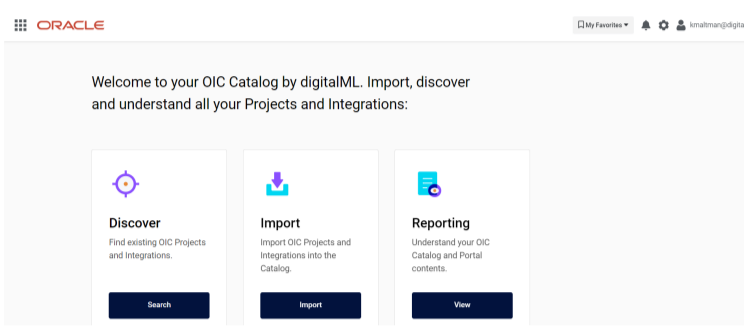
## Section 2

### API Catalog



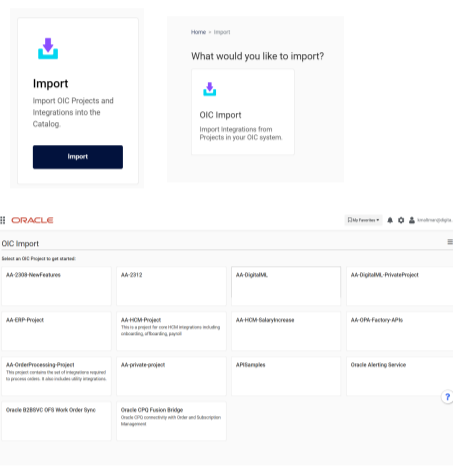
The API Catalog provides you with:

- A holistic inventory of all OIC Projects and Integrations
- A way to import, update metadata, and promote the best Integrations for reuse to a consumer portal
- Governance and reporting



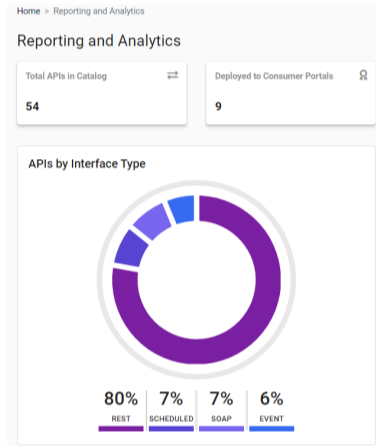
**1 Import your OIC Projects and Integrations to populate your Catalog**

- From the home screen click **Import** or from the dots navigation in the top left corner, click **Import**
- Select the **OIC Import** tile, then select the OIC Project you would like to import
- Choose either the whole Project or specific Integrations to bring in to your catalog
- Refresh to update the Project or hit plus to import Integrations from the Project



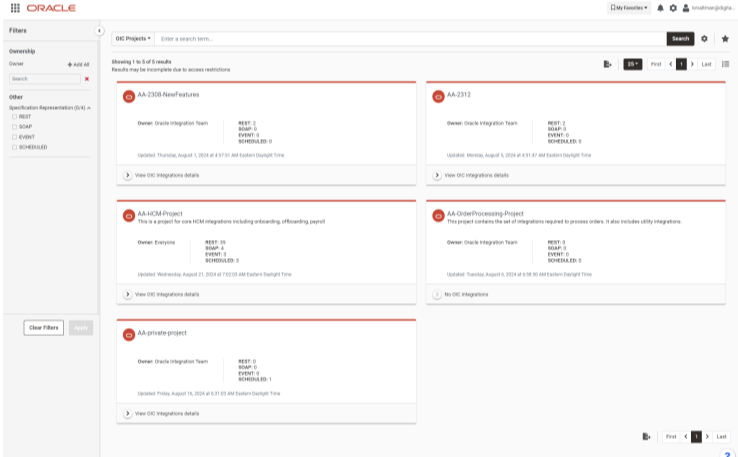
**2 View a holistic inventory of all of your Integrations**

- From the home screen click **Reporting & Analytics** or from the dots navigation in the top left corner, click **Reporting**
- Clicking on **Total APIs in the Catalog, Deployed to Portal APIs**, and the breakdowns of the **APIs by Interface Type** will take you to the Catalog view to see full lists



**3 Browse the catalog for Projects and Integrations**

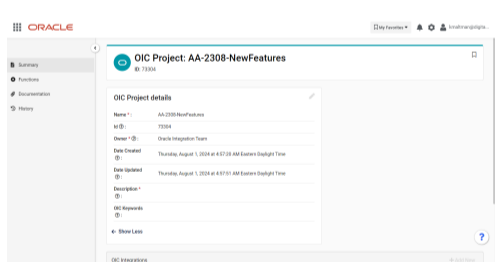
- Access the catalog by selecting **Discover** from the homepage or **Discover** from the dots navigation in the top left corner



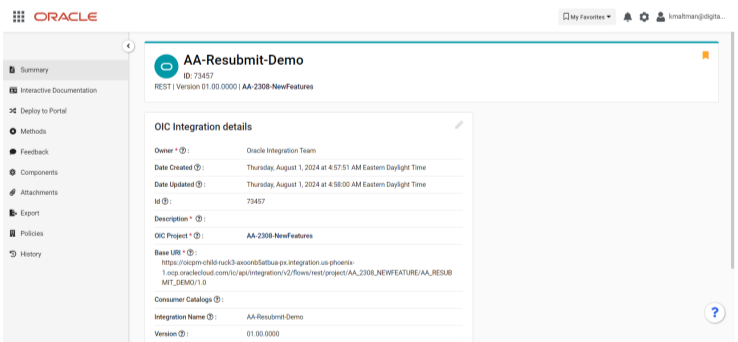
- Use the filters on the left hand side to narrow down your searches
- Use the search bar to look for something specifically. You can search by **OIC Projects** and **OIC Integrations**
- Key details are displayed to show you at a glance if that is the object you are looking for and information about it.

**4 View business details and technical details**

- **Projects** - Logical groupings of Integrations. The Project Summary page contains key metadata and a list of Integrations that the project includes.



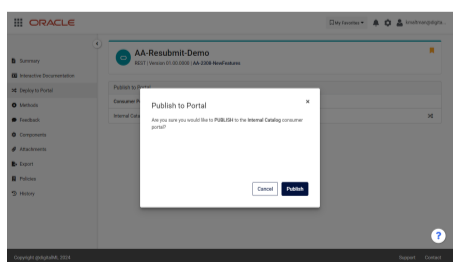
- An **Integration** is an implementation-specific representation – could be REST, SOAP, Events, or Scheduled. The Integration Summary page contains all the technical details (methods, interactive documentation, policies, etc.) and can be promoted to the portal for discovery and reuse.



**HINT:** Use the **bookmark** to save the Project or Integration as one of your favorites for easier navigation to it from the **My Favorites** drop down in the navigation.

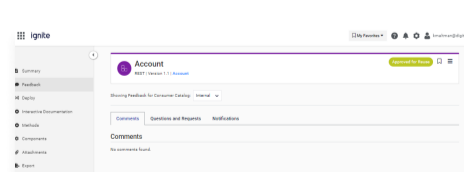
**5 Deploy Integrations to your Consumer Portal for easy discovery and reuse**

- On a Integration select **Deploy to Portal** from the left hand navigation
- Select the publish icon
- Then click **Publish**



**6 Collaborate with Integration Consumers and prioritize with digital owners**

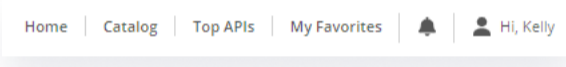
- On a Specification select **Feedback** from the left hand navigation
- View and react to comments or questions and send notifications to subscribers, as well as incoming Integration access request forms.



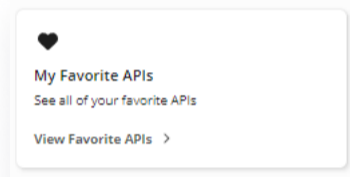
**1 Step 1 - Quickly find what you're looking for**

You can find Integrations to consume in the Consumer Portal several ways.

- To view all Integrations, click the **Discover our APIs** button on the homepage.
- You can also select **Catalog** in the navigation header



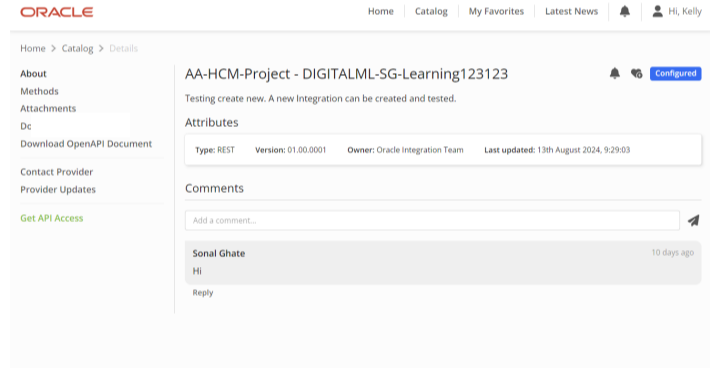
- Or view **My Favorite APIs** by clicking the button respectively



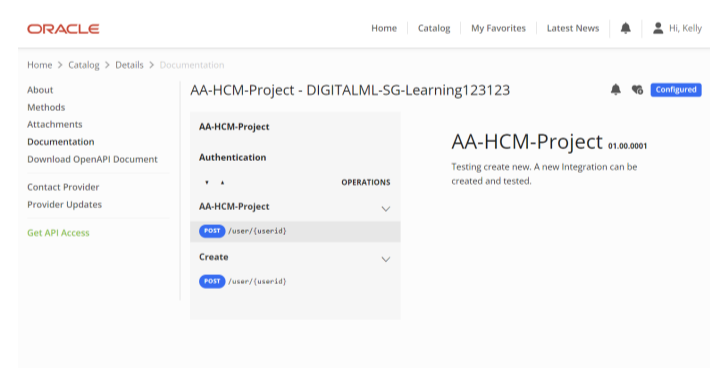
**HINT:** to mark an Project or an Integration as a favorite, click the heart icon

**2 Step 2 - Decide if it meets your use case**

The summary page on the portal contains all the information you need to understand the Integration and decide if you want to consume it.

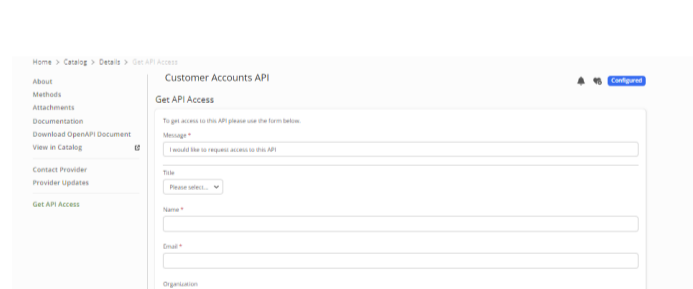


**3 Step 3 - Understand how to use the API**



**4 Step 4 - Request Access**

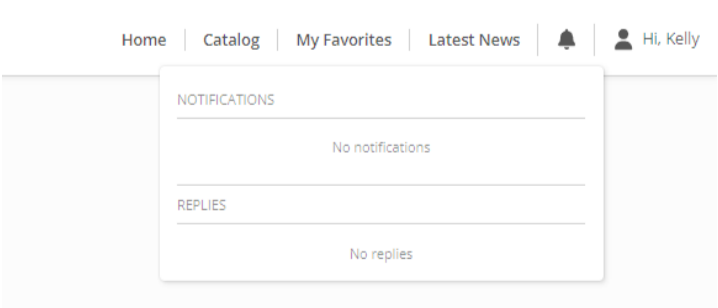
- In the left hand navigation select **Get API Access**
- Fill out the form with the required details and submit



**5 Step 5 - Connect with the Provider and request changes, understand future changes, help influence roadmap**

- On the left hand navigation you'll find **Contact Provider** and **Provider Updates**. Contacting the provider let's you ask questions or make requests and viewing provider updates will let you see anything the Provider shares about the Project or Integration.
- By selecting the **bell icon** you'll be notified when future changes are made. Notifications and Provider responses will appear in the top right notification area of the navigation

**NOTE:** If your organization has enabled email notifications you will also receive an email update



**6 Step 6 - Reliably deploy the API**

By knowing the the API you are using is backed by the catalog (supply chain) you'll have confidence that the API will be well maintained and notifications sent when updates are being made.

When requesting access to the API your request will be passed to the Integration owner who will grant access via your organization's existing workflows and notify you on any next steps.

# Value the OIC API Catalog and Portal Provides:

- An organized and complete view of all Projects and Integrations in your OIC environment
- A way to drive further consumption of your best Integrations
- Increased efficiency and faster innovation
- The best portal experience with self-service reuse of APIs, projects, integrations, and services
- Options to upgrade to a full lifecycle catalog